

Vetrine espositive

Riflessi



M&C



S 2 + PL

VETRINE SERIE

Base Nova

La serie Base Nova rappresenta il punto di forza della collezione grazie all'ampia gamma di modelli che la rendono adatta ad ogni spazio espositivo. L'elevata trasparenza del vetro e la linearità delle componenti in legno ne esaltano il design elegante e senza tempo.

The Base Nova series stands out as the lead of our collection thanks to the wide range of models that makes it suitable for any exhibiting space.

The high transparency of the glass and the linearity of the wooden components enhance its elegant and timeless design.

CARATTERISTICHE

La serie Base Nova, realizzata interamente in vetro float 6/5 mm temperato, è caratterizzata da ante scorrevoli con serratura integrata, basamento con ruote a scomparsa e ripiani regolabili in altezza mediante l'utilizzo di cremagliere (CR)*.

Per elevare la luminosità del vetro, le vetrine possono essere arricchite da diversi optional come la plafoniera con faretti LED integrati o i kit di illuminazione laterale disponibili in due versioni: MC5* (da montare su cremagliere) e SL5* (completo di tiranti). Cremagliere e kit di illuminazione laterale possono essere adattati su richiesta per vetrine medie e basse.

FEATURES

The Base Nova series showcases are made entirely of 6/5 mm tempered float glass and include sliding doors with integrated lock, base with concealed wheels and height-adjustable shelves by using racks (CR).*

To enhance the brightness of the glass, the display cases can be enriched with several optional such as canopy with integrated LED spotlights or side lighting kits available in two versions: MC5 (installed on racks) and SL5* (complete with tie rods). CR racks and side lighting kits can be adapted on request for mid-size showcases and counter cabinets.*

* Dettagli a pagina 6 e 9 / Details at page 6 and 9

S 147



S 141



S 146

S 143



S 19





S 140

S 8

Ogni dettaglio è studiato per conferire alle vetrine funzionalità ed equilibrio.

Every detail is designed to enhance functionality and balance.




S 6



S 5



S 7 + CR + MC5



Faretto a LED kit MC5
Kit MC5 LED spotlight



S 6 M2A



S 6 BCASS + PL

Vetrine versatili, funzionali ed in grado di valorizzare il contenuto adattandosi a diverse esigenze espositive.

All-around functional showcases are suitable for any exhibiting space, adding value to the content.





Cremagliera (CR) con reggipiano regolabile
Metal rack (CR) with adjustable shelf support



Serratura per mobile
Key lock for wooden parts



Faretto a LED kit MC5
Kit MC5 LED spotlight



Pomello per ante scorrevoli
Sliding doors knob

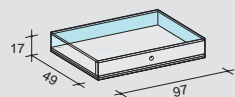


Faretto FLAT a LED per plafoniera
FLAT LED spotlight for canopy



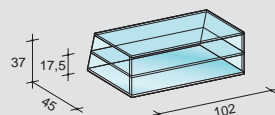
Serratura per antine in vetro
Key lock for glass doors

DISEGNI TECNICI / TECHNICAL DRAWINGS



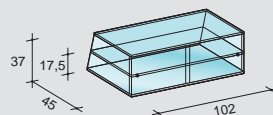
S 1

Colli - Items: 1
 Peso lordo Kg. - Weight: 28,5
 m³: 0,09



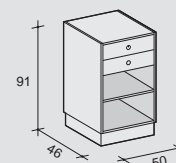
S 14

Colli - Items: 1
 Peso lordo Kg. - Weight: 35
 m³: 0,06



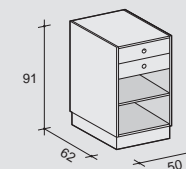
S 14 B

Colli - Items: 1
 Peso lordo Kg. - Weight: 40
 m³: 0,06



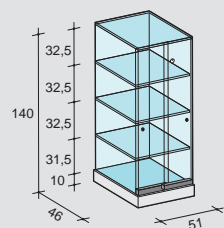
S 141

Colli - Items: 1
 Peso lordo Kg. - Weight: 31
 m³: 0,28



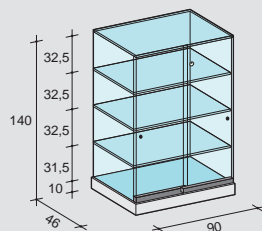
S 150

Colli - Items: 2
 Peso lordo Kg. - Weight: 43
 m³: 0,35



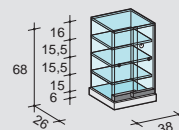
S 155

Colli - Items: 2
 Peso lordo Kg. - Weight: 64,5
 m³: 0,19



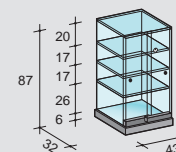
S 165

Colli - Items: 2
 Peso lordo Kg. - Weight: 91
 m³: 0,33



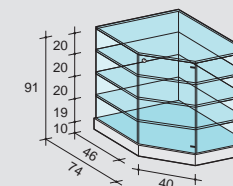
S 15

Colli - Items: 1
 Peso lordo Kg. - Weight: 18
 m³: 0,04



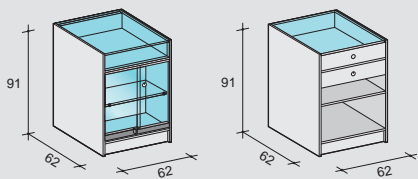
S 16

Colli - Items: 1
 Peso lordo Kg. - Weight: 31
 m³: 0,07



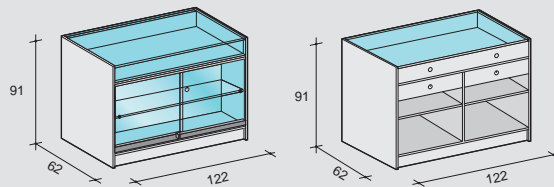
S 140

Colli - Items: 2
 Peso lordo Kg. - Weight: 79
 m³: 0,24



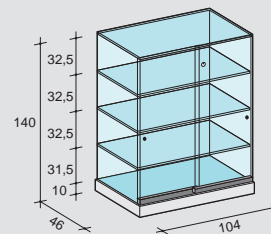
S 144

Colli - Items: 2
 Peso lordo Kg. - Weight: 63
 m³: 0,18



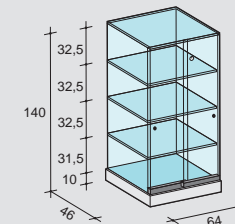
S 148

Colli - Items: 3
 Peso lordo Kg. - Weight: 113
 m³: 0,35



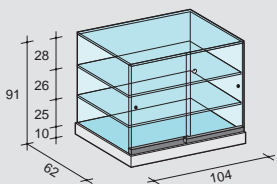
S 125

Colli - Items: 2
 Peso lordo Kg. - Weight: 101
 m³: 0,37



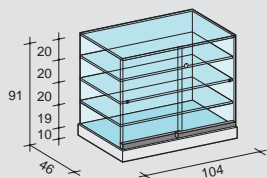
S 135

Colli - Items: 2
 Peso lordo Kg. - Weight: 74
 m³: 0,24



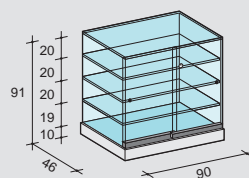
S 142

Colli - Items: 2
 Peso lordo Kg. - Weight: 79
 m³: 0,31



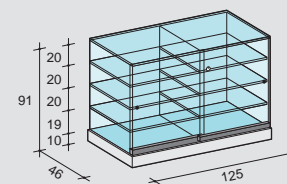
S 143

Colli - Items: 2
 Peso lordo Kg. - Weight: 76
 m³: 0,28



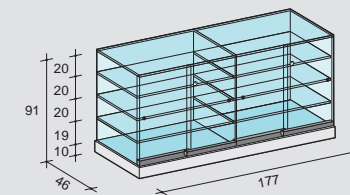
S 146

Colli - Items: 2
 Peso lordo Kg. - Weight: 69
 m³: 0,25



S 147

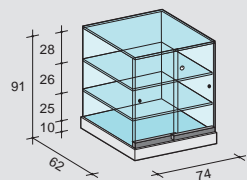
Colli - Items: 2
 Peso lordo Kg. - Weight: 94
 m³: 0,30



S 149

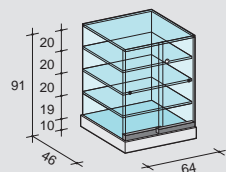
Colli - Items: 2
 Peso lordo Kg. - Weight: 123
 m³: 0,48

DISEGNI TECNICI / TECHNICAL DRAWINGS



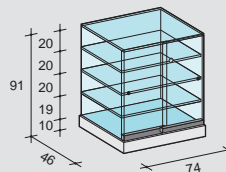
S 151

Colli - Items: 2
 Peso lordo Kg. - Weight: 71,5
 m³: 0,23



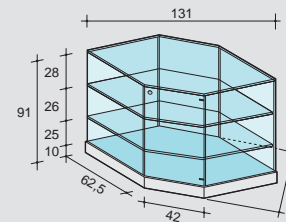
S 153

Colli - Items: 2
 Peso lordo Kg. - Weight: 59
 m³: 0,18



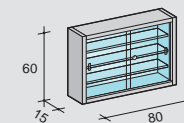
S 163

Colli - Items: 2
 Peso lordo Kg. - Weight: 63
 m³: 0,21



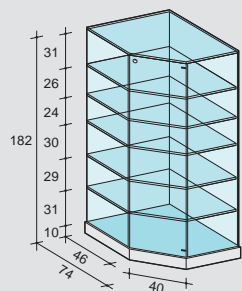
S 168

Colli - Items: 2
 Peso lordo Kg. - Weight: 104,5
 m³: 0,36



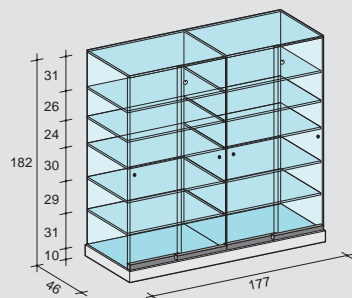
S 19

Colli - Items: 1
 Peso lordo Kg. - Weight: 28
 m³: 0,06



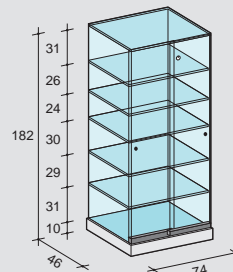
S 8*

Colli - Items: 2
 Peso lordo Kg. - Weight: 133
 m³: 0,36



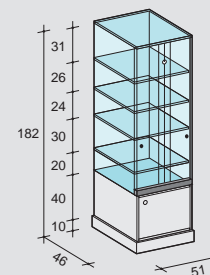
S 9*

Colli - Items: 3
 Peso lordo Kg. - Weight: 212
 m³: 0,48



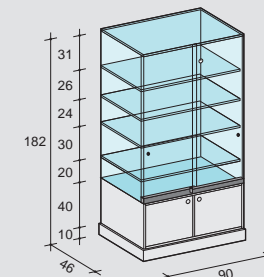
S 33*

Colli - Items: 2
 Peso lordo Kg. - Weight: 103
 m³: 0,33



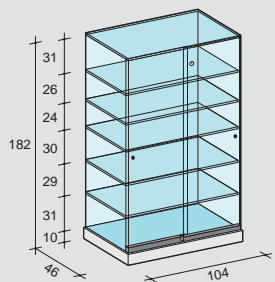
S 5 MA*

Colli - Items: 2
 Peso lordo Kg. - Weight: 93,5
 m³: 0,35



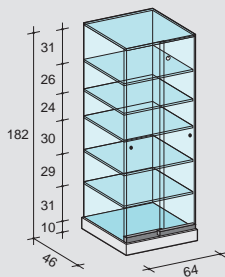
S 6 M2A*

Colli - Items: 2
 Peso lordo Kg. - Weight: 132
 m³: 0,59



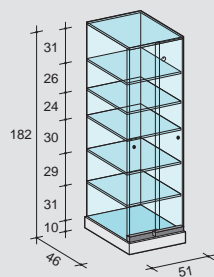
S 2*

Colli - Items: 2
 Peso lordo Kg. - Weight: 128
 m³: 0,45



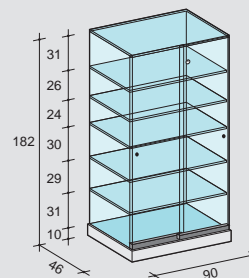
S 3*

Colli - Items: 2
 Peso lordo Kg. - Weight: 93
 m³: 0,28



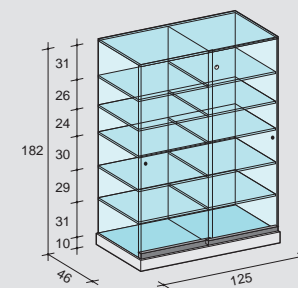
S 5*

Colli - Items: 2
 Peso lordo Kg. - Weight: 81
 m³: 0,23



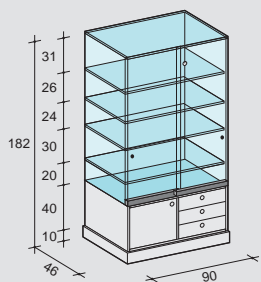
S 6*

Colli - Items: 2
 Peso lordo Kg. - Weight: 115
 m³: 0,39



S 7*

Colli - Items: 2
 Peso lordo Kg. - Weight: 160
 m³: 0,36



S 6 BCASS*


Colli - Items: 2
 Peso lordo Kg. - Weight: 137
 m³: 0,59

* Disponibile optional plafoniera / Lighting canopy available

FINITURE / FINISHING

Le parti in legno possono essere personalizzate scegliendo tra le seguenti finiture:


Wooden parts can be customized by choosing between the following finishing:



Nobilitato Bianco
White Melamine-faced




Nobilitato Nero
Black Melamine-faced




Nobilitato Grigio Alluminio
Aluminum Grey Melamine-faced



Nobilitato Faggio
Beech Melamine-faced




Nobilitato Wengè
Wenge Melamine-faced




Nobilitato Rovere Chiaro
Light Oak Melamine-faced



Nobilitato Acero
Maple Melamine-faced



Nobilitato Noce
Walnut Melamine-faced



Nobilitato Ciliegio
Cherry Melamine-faced

IMBALLAGGI / PACKAGING

L'imballaggio delle vetrine prevede una gabbia di legno per la parte vetro e scatole di cartone per la parte legno e optional. Tutti i colli vengono etichettati e posizionati su bancali di legno.

The packaging includes a wooden crate for the glass part and a cardboard box for the wooden or optional parts. All packages are labeled and placed on wooden pallets.





MeC S.r.l.
Via Delle Industrie, 22
20851 Lissone (Monza e Brianza)
Tel. 039 481715 - 039 484272
info@m-e-c.it

www.m-e-c.it