

Vetrine espositive

Riflessi



M&C

VETRINE SERIE

Easy

La serie Easy esalta l'essenza del vetro, offrendo una perfetta combinazione tra design minimal e semplicità delle sue linee.

The Easy series enhances glass essence offering a perfect combination between its minimal design and simplicity of lines.

CARATTERISTICHE

Le vetrine della serie Easy sono realizzate interamente in vetro float 6/5 mm temperato e caratterizzate da ante scorrevoli con serratura integrata, base con ruote a vista e ripiani regolabili in altezza mediante l'utilizzo di cremagliere (CR)*.

Le vetrine alte prevedono il top in legno di serie, con possibilità di aggiunta dell'optional del faretto FLAT a LED. Tutti i modelli possono essere completati con kit di illuminazione laterale a 5 faretti LED, disponibili in due versioni: MC5* da montare su cremagliere e SL5* completo di tiranti.

Il kit di illuminazione e le cremagliere possono essere adattati su richiesta per i seguenti modelli: E5MA, E6BCASS, E6M2A e E146.

FEATURES

The display cases of the Easy series are made entirely of 6/5 mm tempered float glass and include sliding doors with integrated lock, base with visible wheels and height-adjustable shelves by using racks (CR).*

Full-size display cases are designed with wooden top, with the possibility of adding the FLAT LED spotlight. The showcases can be completed with a side lighting kit with 5 LED spotlights, available in two versions: MC5 (installed on racks) and SL5* (complete with tie rods).*

Side lighting kits and racks can be adapted on request for the following models: E5MA, E6BCASS, E6M2A and E146.



E 5

* Dettagli a pagina 17 / Details at page 17



E 6



E 146



E 6 BCASS



E 5 MA



Kit SL5 a LED
Kit SL5 LED

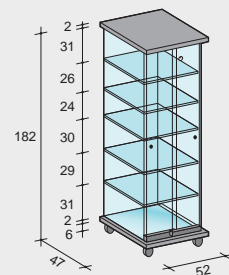


Faretto FLAT a LED per plafoniera
FLAT LED spotlight for canopy



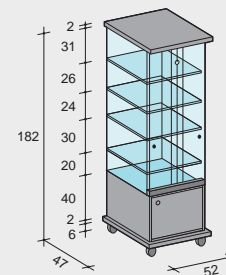
Base con ruote a vista
Base with visible wheels

DISEGNI TECNICI / TECHNICAL DRAWINGS



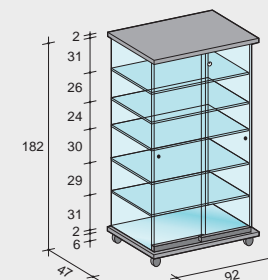
E 5

Colli - Items: 2
Peso lordo Kg. - Weight: 80
m³: 0,23



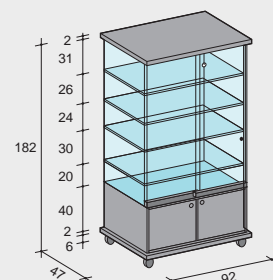
E 5 MA

Colli - Items: 2
Peso lordo Kg. - Weight: 93
m³: 0,23



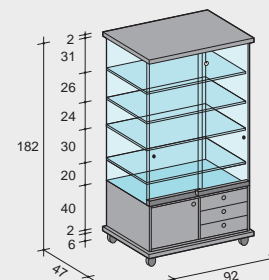
E 6

Colli - Items: 2
Peso lordo Kg. - Weight: 114
m³: 0,39



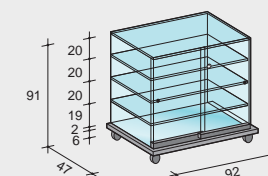
E 6 M2A

Colli - Items: 2
Peso lordo Kg. - Weight: 131
m³: 0,59



E 6 BCASS

Colli - Items: 2
Peso lordo Kg. - Weight: 136
m³: 0,59




E 146

Colli - Items: 2
Peso lordo Kg. - Weight: 68
m³: 0,25

FINITURE / FINISHING

Le parti in legno possono essere personalizzate scegliendo tra le seguenti finiture:

Wooden parts can be customized by choosing between the following finishing:



Nobilitato Bianco
White Melamine-faced




Nobilitato Nero
Black Melamine-faced




Nobilitato Grigio Alluminio
Aluminum Grey Melamine-faced



Nobilitato Faggio
Beech Melamine-faced




Nobilitato Wengè
Wenge Melamine-faced




Nobilitato Rovere Chiaro
Light Oak Melamine-faced



Nobilitato Acero
Maple Melamine-faced



Nobilitato Noce
Walnut Melamine-faced



Nobilitato Ciliegio
Cherry Melamine-faced

IMBALLAGGI / PACKAGING

L'imballaggio delle vetrine prevede una gabbia di legno per la parte vetro e scatole di cartone per la parte legno e optional. Tutti i colli vengono etichettati e posizionati su bancali di legno.

The packaging includes a wooden crate for the glass part and a cardboard box for the wooden or optional parts. All packages are labeled and placed on wooden pallets.





MeC S.r.l.
Via Delle Industrie, 22
20851 Lissone (Monza e Brianza)
Tel. 039 481715 - 039 484272
info@m-e-c.it

www.m-e-c.it